

Power supply unit - QUINT-PS/ 3AC/24DC/ 5 - 2866734

Please be informed that the data shown in this PDF Document is generated from our Online Catalog. Please find the complete data in the user's documentation. Our General Terms of Use for Downloads are valid (<http://download.phoenixcontact.com>)



QUINT power supply unit for DIN rail mounting, input: primary-switched, 3-phase, output: 24 V DC/5 A, with integrated SFB (selective fuse breaking) technology including mounted universal DIN rail adapter UTA 107/30

Product description

QUINT POWER power supply units – Maximum system availability with SFB technology


Compact power supply units of the new QUINT POWER generation maximize the availability of your system. With the SFB technology (Selective Fuse Breaking Technology), six times the nominal current for 12 ms, even the standard power circuit-breakers can now also be triggered reliably and quickly. Faulty current paths are switched off selectively, the fault is located and important system parts continue to operate. Comprehensive diagnostics are provided through constant monitoring of output voltage and current. This preventive function monitoring visualizes critical operating modes and reports them to the control unit before an error can occur.

Product Features

- ✓ High level of system availability even in the event of permanent phase failure
- ✓ Reliable starting of difficult loads
- ✓ Preventive function monitoring



Key commercial data

Packing unit	1 PCE
Catalog page	Page 584 (IF-2011)
GTIN	 4 046356 155441
Custom tariff number	85044082
Country of origin	THAILAND

Technical data

Input data

Nominal input voltage	3x 400 V AC ... 500 V AC
AC input voltage range	3x 320 V AC ... 575 V AC
AC input voltage range	2x 360 V AC ... 575 V AC

Power supply unit - QUINT-PS/ 3AC/24DC/ 5 - 2866734

Technical data

Input data

DC input voltage range	450 V DC ... 800 V DC
AC frequency range	45 Hz ... 65 Hz
DC frequency range	0 Hz
Current consumption	3x 0.8 A (400 V AC)
Current consumption	3x 0.7 A (500 V AC)
Inrush surge current	< 15 A (typical)
Power failure bypass	> 20 ms (400 V AC)
Power failure bypass	> 30 ms (500 V AC)
Choice of suitable fuses	6 A ... 16 A (Characteristics B, C, D, K)
Type of protection	Transient surge protection
Protective circuit/component	Varistor, gas-filled surge arrester

Output data

Nominal output voltage	24 V DC \pm 1%
Setting range of the output voltage	18 V DC ... 29.5 V DC (> 24 V constant capacity)
Output current	5 A (-25°C ... 60°C, U _{OUT} = 24 V DC)
Output current	7.5 A (with POWER BOOST, -25°C ... 40°C permanently, U _{OUT} = 24 V DC)
Output current	30 A (SFB technology, 12 ms)
Magnetic fuse tripping	B2
Magnetic fuse tripping	B4
Magnetic fuse tripping	C2
Derating	60 °C ... 70 °C (2.5%/K)
Connection in parallel	Yes, for redundancy and increased capacity
Connection in series	Yes
Residual ripple	< 20 mV _{PP} (with nominal values)
Peak switching voltages nominal load	< 20 mV _{PP} (at nominal values, 20 MHz)
Maximum power dissipation NO-Load	4 W
Power loss nominal load max.	14 W

General data

Width	40 mm
Height	130 mm
Depth	125 mm
Width with alternative assembly	122 mm
Height with alternative assembly	130 mm
Depth with alternative assembly	43 mm
Net weight	0.7 kg
Operating voltage display	Green LED

Power supply unit - QUINT-PS/ 3AC/24DC/ 5 - 2866734

Technical data

General data

Efficiency	> 89 % (at 400 V AC and nominal values)
Insulation voltage input/output	4 kV AC (type test)
Insulation voltage input/output	2 kV AC (routine test)
Degree of protection	IP20
Protection class	I
MTBF (IEC 61709, SN 29500)	> 635000 h
Ambient temperature (operation)	-25 °C ... 70 °C (> 60°C derating, startup at -40°C type-tested)
Ambient temperature (storage/transport)	-40 °C ... 85 °C
Max. permissible relative humidity (operation)	≤ 95 % (at 25 °C, no condensation)
Mounting position	horizontal DIN rail NS 35, EN 60715
Assembly instructions	Alignable: 5 mm horizontally, 15 mm next to active components, 50 mm vertically
Electromagnetic compatibility	Conformance with EMC Directive 2004/108/EC
Noise immunity	EN 61000-6-2:2005
Low Voltage Directive	Conformance with LV directive 2006/95/EC
Standard – Electrical equipment of machines	EN 60204
Standard - Electrical safety	IEC 60950-1/VDE 0805 (SELV)
Shipbuilding approval	Germanischer Lloyd (EMC 2), ABS, LR, RINA, NK, DNV, BV
Standard – Electronic equipment for use in electrical power installations and their assembly into electrical power installations	EN 50178/VDE 0160 (PELV)
Standard – Safety extra-low voltage	IEC 60950-1 (SELV) and EN 60204 (PELV)
Standard - Safe isolation	DIN VDE 0100-410
Standard - Safe isolation	DIN VDE 0106-1010
Standard – Protection against electric shock	DIN 57100-410
Standard – Protection against shock currents, basic requirements for protective separation in electrical equipment	DIN VDE 0106-101
Standard – Limitation of mains harmonic currents	EN 61000-3-2
Standard – Equipment safety	GS (tested safety)
Approval - requirement of the semiconductor industry with regard to mains voltage dips	SEMI F47-0706 Compliance Certificate
Information technology equipment - safety (CB scheme)	CB Scheme
UL approvals	UL Listed UL 508
UL approvals	UL/C-UL Recognized UL 60950 (3-wire + PE, star net)
UL approvals	UL ANSI/ISA-12.12.01 Class I, Division 2, Groups A, B, C, D (Hazardous Location)
Surge voltage category	III

Connection data, input

Connection method	Pluggable screw connection
-------------------	----------------------------

Power supply unit - QUINT-PS/ 3AC/24DC/ 5 - 2866734

Technical data

Connection data, input

Conductor cross section solid min.	0.2 mm ²
Conductor cross section solid max.	2.5 mm ²
Conductor cross section stranded min.	0.2 mm ²
Conductor cross section stranded max.	2.5 mm ²
Conductor cross section AWG/kcmil min.	20
Conductor cross section AWG/kcmil max	12
Stripping length	7 mm
Screw thread	M3

Connection data, output

Connection method	Pluggable screw connection
Conductor cross section solid min.	0.2 mm ²
Conductor cross section solid max.	2.5 mm ²
Conductor cross section stranded min.	0.2 mm ²
Conductor cross section stranded max.	2.5 mm ²
Conductor cross section AWG/kcmil min.	20
Conductor cross section AWG/kcmil max	12
Stripping length	7 mm

Signaling

Output name	DC OK active
Output description	$U_{OUT} > 0.9 \times U_N$: High signal
Maximum switching voltage	+ 24 V DC
Output voltage	+ 24 V DC
Maximum inrush current	min. 20 mA (short-circuit resistant)
Continuous load current	≤ 20 mA
Status display	$U_{OUT} > 0.9 \times U_N$: "DC OK" LED green
Note on status display	$U_{OUT} < 0.9 \times U_N$: Flashing "DC OK" LED
Conductor cross section solid min.	0.2 mm ²
Conductor cross section solid max.	2.5 mm ²
Conductor cross section stranded min.	0.2 mm ²
Conductor cross section stranded max.	2.5 mm ²
Conductor cross section AWG/kcmil min.	20
Conductor cross section AWG/kcmil max	12
Tightening torque, min	0.5 Nm
Tightening torque max	0.6 Nm
Screw thread	M3
Output name	DC OK floating

Power supply unit - QUINT-PS/ 3AC/24DC/ 5 - 2866734

Technical data

Signaling

Output description	Relay contact, $U_{OUT} > 0.9 \times U_N$: Contact closed
Maximum switching voltage	≤ 30 V AC/DC
Maximum inrush current	≤ 1 A
Continuous load current	≤ 1 A
Status display	$U_{OUT} > 0.9 \times U_N$: "DC OK" LED green
Note on status display	$U_{OUT} < 0.9 \times U_N$: Flashing "DC OK" LED
Output name	POWER BOOST, active
Output description	$I_{OUT} < I_N$: High signal
Maximum switching voltage	+ 24 V DC
Output voltage	+ 24 V DC
Maximum inrush current	min. 20 mA (short-circuit resistant)
Continuous load current	≤ 20 mA
Status display	$I_{OUT} > I_N$: LED "BOOST" yellow

Classifications

ETIM

ETIM 2.0	EC001039
ETIM 3.0	EC001039
ETIM 4.0	EC000599
ETIM 5.0	EC002540

UNSPSC

UNSPSC 11	39121004
UNSPSC 12.01	39121004
UNSPSC 13.2	39121004
UNSPSC 6.01	30211502
UNSPSC 7.0901	39121004

eCl@ss

eCl@ss 4.0	27040702
eCl@ss 4.1	27040702
eCl@ss 5.0	27242213
eCl@ss 5.1	27242213
eCl@ss 6.0	27049005
eCl@ss 7.0	27049005

Power supply unit - QUINT-PS/ 3AC/24DC/ 5 - 2866734

Approvals

Approvals

Approvals


CSA / UL Recognized / UL Listed / cUL Recognized / GOST / LR / GL / BV / ABS / NK / RINA / IECCEB Scheme / SEMI F47 / Geprüfte Sicherheit / cULus Recognized


Ex Approvals

UL Listed / cUL Listed / cULus Listed

Approvals submitted


Approval details

CSA 

UL Recognized 

UL Listed 

cUL Recognized 

GOST 

LR

GL

Power supply unit - QUINT-PS/ 3AC/24DC/ 5 - 2866734


Approvals

BV

ABS

NK

RINA

IECEE CB Scheme 

SEMI F47

Geprüfte Sicherheit

cULus Recognized  US

Accessories

Accessories

Assembly adapters - UTA 107/30 - 2320089



Universal DIN rail adapter

Assembly adapters - UWA 182/52 - 2938235



Universal wall adapter

Power supply unit - QUINT-PS/ 3AC/24DC/ 5 - 2866734

Accessories

Assembly adapters - QUINT-PS-ADAPTERS7/1 - 2938196



Assembly adapter for QUINT-PS... power supply on S7-300 rail

Fan - QUINT-PS/FAN/4 - 2320076



The fan for QUINT-PS/1AC and .../3AC can be mounted without the need for tools or other accessories. By using the fan, optimum cooling is ensured at high ambient temperatures or if the mounting position is rotated.

Diode module - QUINT-DIODE/12-24DC/2X20/1X40 - 2320157



DIN rail diode module 12-24 V DC/2x20 A or 1x40 A. Uniform redundancy up to the consumer.

Redundancy module - QUINT-ORING/24DC/2X10/1X20 - 2320173



Active QUINT redundancy module for DIN rail mounting with integrated SFB (selective fuse breaking) technology and monitoring functions, input: 24 V DC, output: 24 V DC/2 x 10 A or 1 x 20 A, including mounted universal DIN rail adapter UTA 107

Redundancy module - TRIO-DIODE/12-24DC/2X10/1X20 - 2866514



Redundancy module with function monitoring, 12-24 V DC, 2x 10 A, 1x 20 A

Power supply unit - QUINT-PS/ 3AC/24DC/ 5 - 2866734

Accessories

Thermomagnetic device circuit breaker - CB TM1 1A SFB P - 2800836



Thermomagnetic device circuit breaker, 1-pos., tripping characteristic SFB, 1 PDT contact, plug for base element.

Thermomagnetic device circuit breaker - CB TM1 2A SFB P - 2800837



Thermomagnetic device circuit breaker, 1-pos., tripping characteristic SFB, 1 PDT contact, plug for base element.

Drawings

Power supply unit - QUINT-PS/ 3AC/24DC/ 5 - 2866734

Block diagram

