

AS-INTERFACE COMPACT MOD. K45,  
A/B-SLAVE, IP67, DIGITAL, 4 INPUTS,  
4 X 1 INPUT, MAX. 200MA, PNP,  
4 X M12 SOCKETS

### General technical data:

<b>Design of the product</b>		digital I/O modules for operation in the field, IP67 - K45
<b>Type</b>		4 inputs
<b>Design of the slave type</b>		A/B slave
<b>I/O configuration</b>		0
<b>ID/ID2 code</b>		A/0
<b>Number / I/O sockets</b>		4
<b>Design of the electrical connection / of the inputs and outputs</b>		M12 screw-type terminals
<b>AS interface / total current input / max</b>	mA	270
<b>operating voltage</b> • according to AS-Interface specification	V	26.5 ... 31.6
<b>Ground terminal</b>		Using PIN5 on the M12 sockets. Outgoing via flat tab sleeve (2.8 x 0.8 mm form A)
<b>Addressing</b>		front addressing socket
<b>AS interface / Connection / Polarity reversal protection</b>		built-in
<b>Delivery note</b>		the modules are delivered without mounting plate
<b>Note 1</b>		All K45 compact modules are delivered with stainless steel screws/sockets

### Sensor supply:

<b>Type of voltage supply / for the sensor supply</b>		using AS-Interface
---	--	--------------------

<b>Input voltage</b>	V	20 ... 30
<b>Characteristic feature of the sensor supply / short-circuit and overload resistant</b>		Yes
<b>Current carrying capacity / of the sensor supply / for all inputs</b> • at ambient temperature 40 °C	mA	200

#### Inputs:

<b>Number of digital inputs</b>		4
<b>type of the connection technology</b>		2- and 3-wire technology
<b>Input circuit</b>		PNP transistor
<b>Type of voltage / of the input voltage</b>		DC
<b>Inputs / switching level High / min</b>	V	10
<b>Input current / at the digital input</b> • for signal <1> / minimum • at signal <0> / maximum	mA mA	6 1.5
<b>Inputs</b> • sensor supply using AS-Interface		short-circuit and overload resistant
<b>Inputs / socket assignment</b> • PIN 1 • PIN 2 • PIN 3 • PIN 4 • PIN 5		sensor supply L+ data input sensor supply L- data input ground terminal
<b>Design of the pin assignment / of the inputs</b>		standard assignment

#### Outputs:

<b>Number of digital outputs</b>		0
----------------------------------	--	---

#### Status display

• display of I/Os		yellow LED
• display of Uaux		not required
• display of AS-Interface/diagnostics		green/red dual LED

#### Assignment of data bits

• socket		PIN 4/2 = IN1 (D0)
• socket 2		PIN 4/2 = IN2 (D1)
• socket 3		PIN 4/2 = IN3 (D2)
• socket 4		PIN 4/2 = IN4 (D3)

#### Ambient conditions:

<b>Ambient temperature</b> • during operating	°C	-25 ... +85
--	----	-------------

• during storage	°C	-40 ... +85
<b>Protection class IP</b>		IP67

Mechanical design:		
<b>Width</b>	mm	45
<b>Height</b>	mm	80
<b>Depth</b>	mm	30
<b>Type of mounting</b>		standard rail mounting/wall mounting using mounting plate for K45 compact module

Certificates/approvals:		
<b>AS-Interface certificate</b>		yes
<b>Approvals</b>		UL, CSA, shipbuilding

**General Product Approval**



**Shipping Approval**



**other**

- [Confirmation](#)
- [Declaration of Conformity](#)
- [other](#)
- [Environmental Confirmations](#)

**Further information:**

- Information- and Downloadcenter (Catalogs, Brochures,...)**  
<http://www.siemens.com/industrial-controls/catalogs>

---

- Industry Mall (Online ordering system)**  
<http://www.siemens.com/industrial-controls/mall>

---

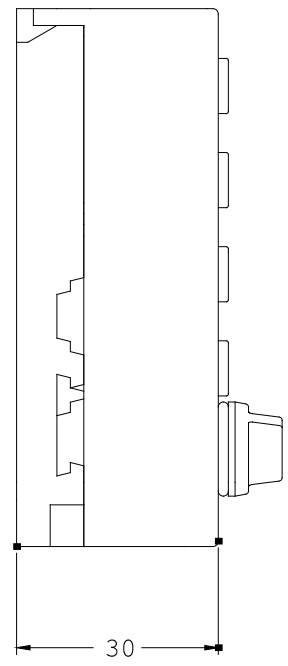
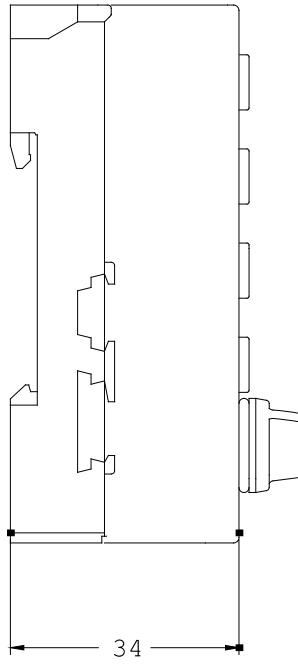
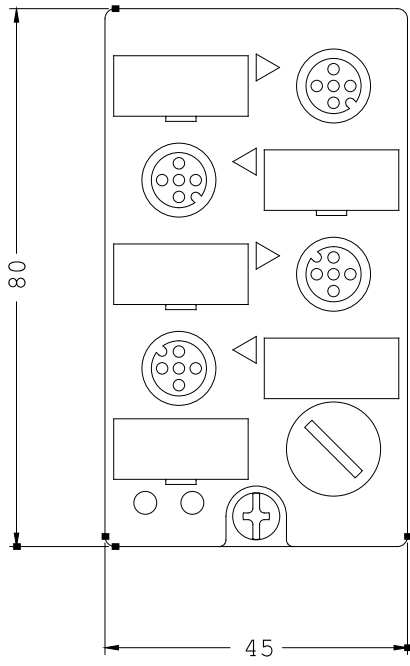
- CAX-Online-Generator**  
<http://www.siemens.com/cax>

---

- Service&Support (Manuals, Certificates, Characteristics, FAQs,...)**  
<http://support.automation.siemens.com/WW/view/en/3RK2200-0CQ20-0AA3/all>

---

- Image database (product images, 2D dimension drawings, 3D models, device circuit diagrams, ...)**  
[http://www.automation.siemens.com/bilddb/cax\\_en.aspx?mlfb=3RK2200-0CQ20-0AA3](http://www.automation.siemens.com/bilddb/cax_en.aspx?mlfb=3RK2200-0CQ20-0AA3)



last change:

Jan 23, 2013