

AS-INTERFACE COMPACT MOD. K60, DIGITAL, 4I/4O, IP67, 4 X 1 INPUT, 200MA MAX., PNP 4 X 1 OUTPUT, 2A, DC 24V 4 X M12 STANDARD SOCKET 4 X M12 SOCKET M. Y-II ASSIGNM. FOR INPUT/OUTPUT CONNECTIONS, MOUNTING PLATE 3RK19010CA00 TO BE ORDERED SEPARATELY




Figure similar

General technical data	
Design of the product	digital I/O modules for operation in the field, IP67 - K60
Type	4 inputs / 4 outputs
Design of the slave type	standard slave
I/O configuration	7
ID/ID2 code	F/F
Number I/O sockets	8
Type of electrical connection of the inputs and outputs	M12 screw-type terminals
AS interface total current input max	270 mA
operating voltage according to AS-Interface specification	26.5 ... 31.6 V
Ground terminal	PIN5 of each M12 socket is connected to the grounding wrist strap in the mounting plate using a pin
Addressing	front addressing socket
Delivery note	the modules are delivered without mounting plate
Note 1	All K60 compact modules are delivered with stainless steel screws/sockets

Note 2	An external additional supply (AUX POWER) of 20 to 30 V DC is required for the supply of the output circuits. The additional supply must comply with VDE 0106 (PELV), protection class III.
---------------	---

Sensor supply	
Type of voltage supply for power supply	using AS-Interface
Input voltage	20 ... 30 V
Property of the sensor supply Short-circuit and overload resistant	Yes
Ampacity of the sensor supply for all inputs <ul style="list-style-type: none"> at ambient temperature 40 °C 	200 mA

Inputs	
Number of digital inputs	4
Type of connection	2- and 3-wire technology
Input circuit	PNP transistor
Type of voltage of the input voltages	DC
Inputs switching level High min	10 V
Input current at digital input <ul style="list-style-type: none"> for signal <1> minimum with signal <0> maximum 	6 mA 1.5 mA
Inputs <ul style="list-style-type: none"> sensor supply using AS-Interface socket assignment <ul style="list-style-type: none"> — PIN 1 — PIN 2 — PIN 3 — PIN 4 — PIN 5 	short-circuit and overload resistant sensor supply L+ data input II sensor supply L- data input I ground terminal
Design of the pin assignment of the inputs	Y-II assignement

Outputs	
Number of digital outputs	4
Type of voltage of output voltages	DC
Outputs external power supply 24 V DC	using black AS-Interface flat cable
Ampacity of the semiconductor output at DC-13 at 24 V	2 A
Outputs aggregate current max	4 A
Type of switching output	PNP transistor
Design of the pin assignment of the outputs	Y-II assignement
Outputs socket assignment	3 = "-", 2/4 = output, 5 = ground terminal
Property of the output Short-circuit proof	Yes
Outputs <ul style="list-style-type: none"> short-circuit protection induction protection 	built-in built-in

- watchdog

built-in

Assignment of the data bits

Assignment of data bits

- socket
- socket 2
- socket 3
- socket 4
- socket 5
- socket 6
- socket 7
- socket 8

PIN 4 = IN1 (D0), PIN 2 = IN2 (D1)

PIN 4 = IN2 (D1)

PIN 4 = IN3 (D2) , PIN 2 = IN4 (D3)

PIN 4 = IN4 (D3)

PIN4 = OUT1 (D0), PIN2 = OUT2 (D1)

PIN4 = OUT2 (D1)

PIN4 = OUT3 (D2), PIN2 = OUT4 (D3)

PIN4 = OUT4 (D3)

Ambient conditions

Ambient temperature

- during operation
- during storage

-25 ... +85 °C

-40 ... +85 °C

Protection class IP

IP67

Display

Status display

- display of I/Os
- display of Uaux
- display of AS-Interface/diagnostics

yellow LED

green LED

green/red LED

Mechanical data

Width

60 mm

Height

152 mm

Depth

29 mm

Mounting type

standard rail mounting/wall mounting using mounting plate for K60 compact module




Certificates/approvals

AS-Interface certificate

yes (or requested for in case of new units)

Approvals

UL, CSA, shipbuilding (or requested for in case of new units)

General Product Approval			Declaration of Conformity	Test Certificates	Shipping Approval
 CSA	 UL		 EG-Konf.	Type Test Certificates/Test Report	 ABS

Shipping Approval					other
 BUREAU VERITAS	 LRS	 PRS	 RINA	 RMRS	 ASi

other		
Environmental Confirmations	Confirmation	Miscellaneous

Further information

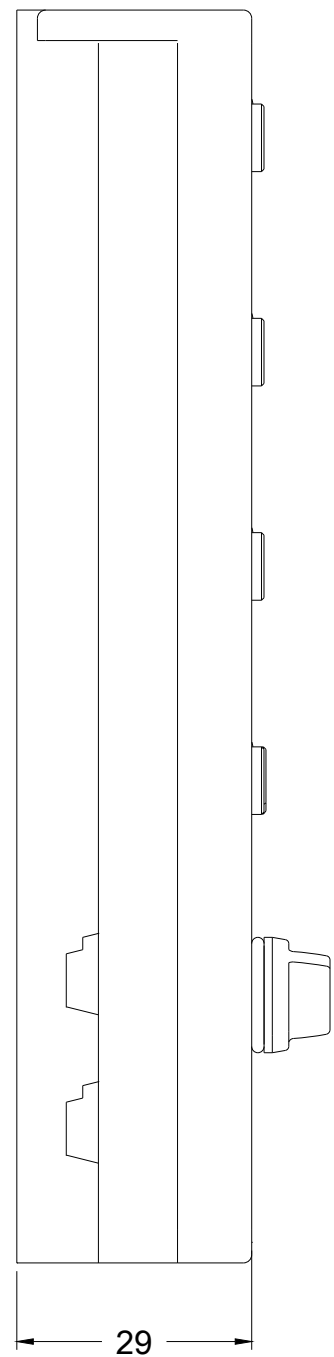
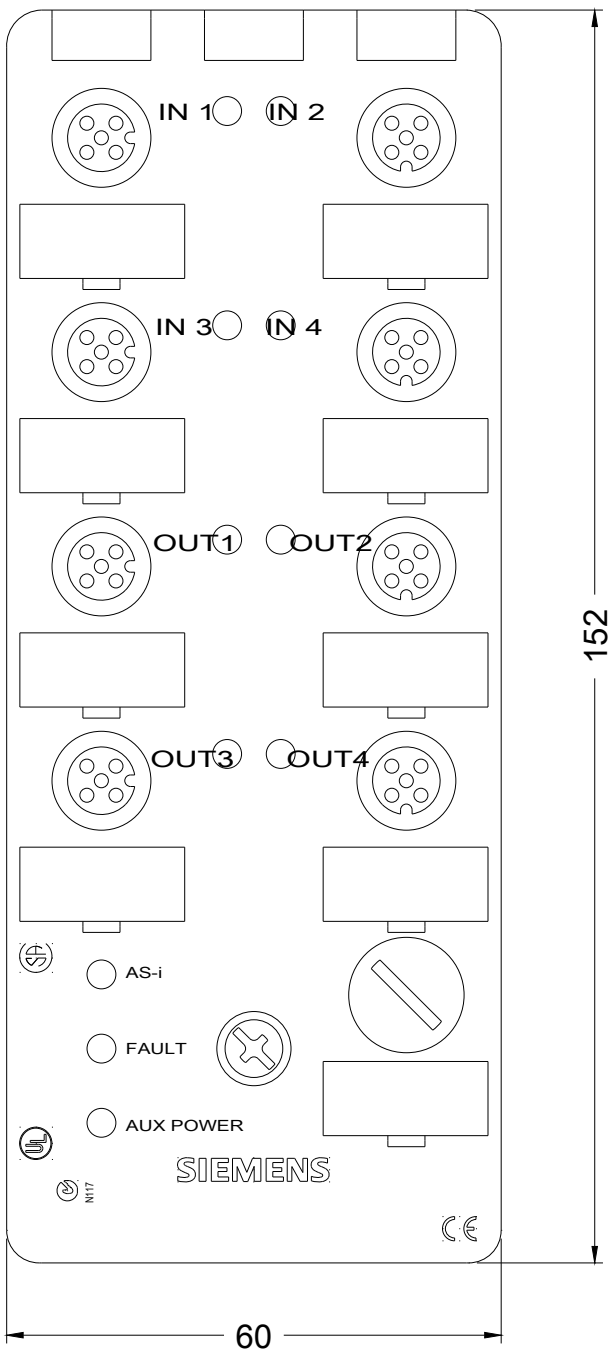
Information- and Downloadcenter (Catalogs, Brochures,...)
<http://www.siemens.com/industrial-controls/catalogs>

Industry Mall (Online ordering system)
<https://mall.industry.siemens.com/mall/en/en/Catalog/product?mlfb=3RK1400-1DQ00-0AA3>

Cax online generator
<http://support.automation.siemens.com/WW/CAXorder/default.aspx?lang=en&mlfb=3RK1400-1DQ00-0AA3>

Service&Support (Manuals, Certificates, Characteristics, FAQs,...)
<https://support.industry.siemens.com/cs/ww/en/ps/3RK1400-1DQ00-0AA3>

Image database (product images, 2D dimension drawings, 3D models, device circuit diagrams, EPLAN macros, ...)
http://www.automation.siemens.com/bilddb/cax_de.aspx?mlfb=3RK1400-1DQ00-0AA3&lang=en



last modified:

08/11/2017